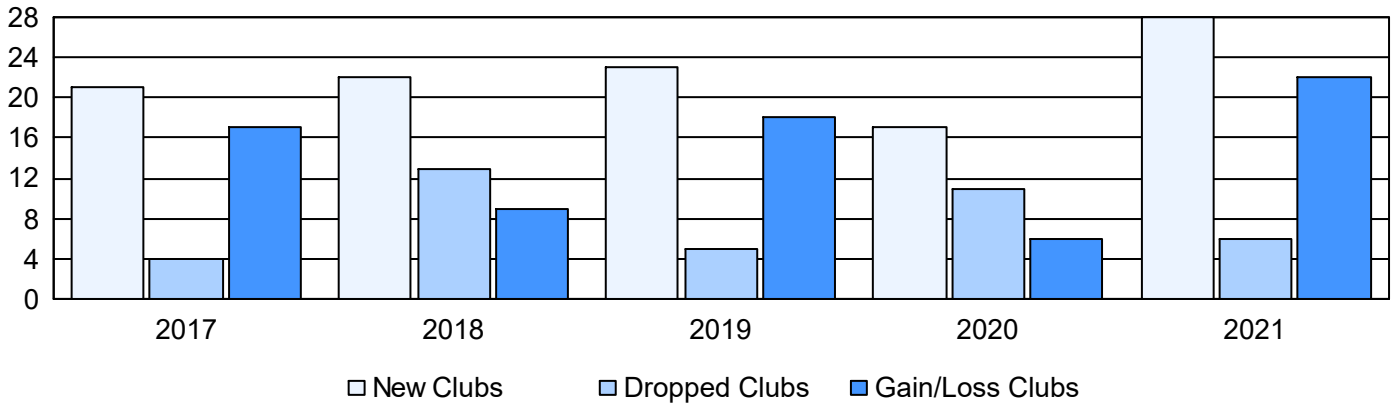
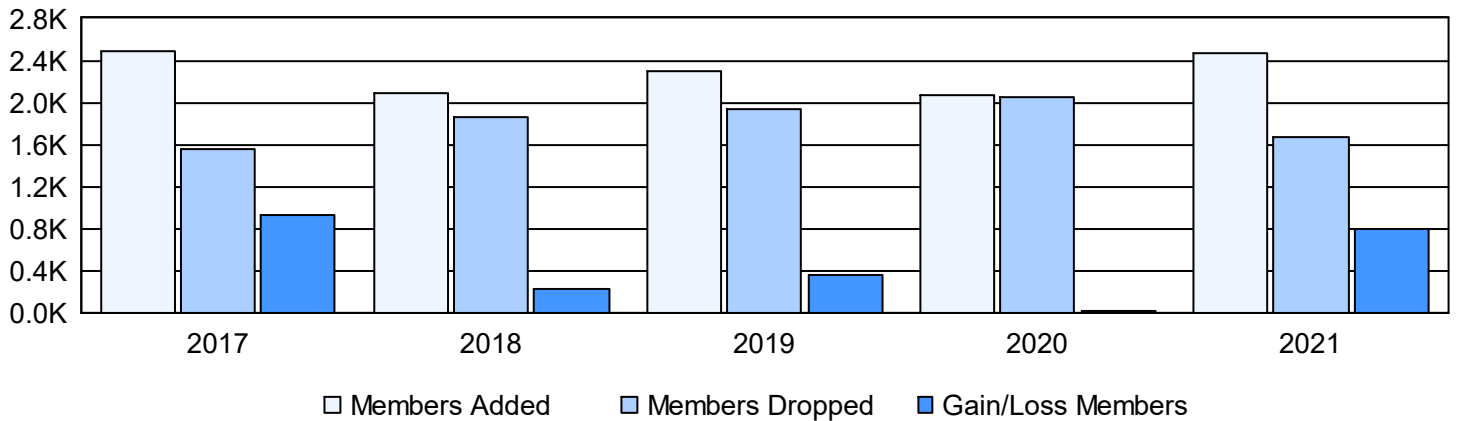


Year	New Clubs	Dropped Clubs	Gain/ Loss Clubs	New Members	Charter Members	Reinstate Members	Transfer Members	Total Member Added	Total Members Dropped	Gain/ Loss Members
2016-2017	21	4	17	1,727	641	87	32	2,487	1,553	934
2017-2018	22	13	9	1,385	589	90	27	2,091	1,860	231
2018-2019	23	5	18	1,415	707	62	106	2,290	1,940	350
2019-2020	17	11	6	1,434	491	99	51	2,075	2,057	18
2020-2021	28	6	22	1,559	753	94	62	2,468	1,678	790
<b>Average</b>	<b>22</b>	<b>8</b>	<b>14</b>	<b>1,504</b>	<b>636</b>	<b>86</b>	<b>56</b>	<b>2,282</b>	<b>1,818</b>	<b>465</b>

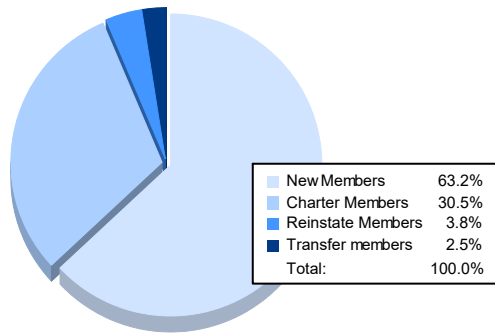
### Clubs



### Members



### Membership Composition June 2021 Cumulative



### Gender Composition June 2021 Cumulative

